

# How to Join Zoom Meetings

- To join an instant meeting through an email invite, an instant messaging invite, from the browser, from the Zoom desktop and mobile application, from a landline or mobile phone, and with a H.323 or SIP device.
- Before joining a Zoom meeting on a computer or mobile device, you can download the Zoom app from [our Download Center](#). Otherwise, you will be prompted to download and install Zoom when you click a join link.
- You can also [join a test meeting](#) to familiarize yourself with Zoom.

\*\*\*MEETING NUMBER: **933 7026 8326**

\*\*\*MEETING PASSWORD: **171990**

## Prerequisites

- Each meeting has a unique 9, 10, or 11-digit number called a [meeting ID](#) that will be required to join a Zoom meeting (See above meeting number)
- If you are joining via telephone, you will need the [teleconferencing number](#) provided in the invite.

**Click below to learn how to join our meeting from your devices below:**

---

- [Google Chrome](#)

---

- [Safari](#)

---

- [Internet Explorer](#)

---

- [Firefox](#)

---

- [IOS \(iPhone iPad\)](#)

---

- [Android](#)

---

- [Other Devices and Operating Systems](#)

# Google Chrome

1. Open Google Chrome.
2. Go to [join.zoom.us](https://join.zoom.us).
3. Enter your [meeting ID](#) provided by the host/organizer.

1. Enter Meeting ID: **933 7026 8326** Meeting Password: **171990**

## Join a Meeting

Your meeting ID is a 9, 10, or 11-digit number

Join

[Join a meeting from an H.323/SIP room system](#)

4. Click **Join**.
  - If this is your first time joining from Google Chrome, you will be asked to open the Zoom client to join the meeting.
  - You can check Always open these types of links in the associated app to skip this step in the future.
  - Click Open Zoom Meetings (PC) or Open zoom.us (Mac).

## Open Zoom?

<https://zoom.us> wants to open this application.

Open Zoom

Cancel

# Safari

1. Open Safari.
2. Go to [join.zoom.us](https://join.zoom.us).
3. Enter your [meeting ID](#) provided by the host/organizer.

1. Enter Meeting ID: **933 7026 8326** Meeting Password: **171990**

## Join a Meeting

Your meeting ID is a 9, 10, or 11-digit number

Join

[Join a meeting from an H.323/SIP room system](#)

4. Click **Join**.
5. When asked if you want to open zoom.us, click **Allow**.

Do you want to allow this page to open "zoom.us"?

Cancel

Allow

# Microsoft Edge or Internet Explorer

1. Open Edge or Internet Explorer.
2. Go to [join.zoom.us](https://join.zoom.us).
3. Enter your [meeting ID](#) provided by the host/organizer.
1. Enter Meeting ID: **933 7026 8326** Meeting Password: **171990**

## Join a Meeting

Your meeting ID is a 9, 10, or 11-digit number

Join

[Join a meeting from an H.323/SIP room system](#)

4. Click **Join**.

# Mozilla Firefox

1. Open Firefox.
2. Go to [join.zoom.us](https://join.zoom.us).
3. Enter your [meeting ID](#) provided by the host/organizer.

1. Enter Meeting ID: **933 7026 8326** Meeting Password: **171990**

## Join a Meeting

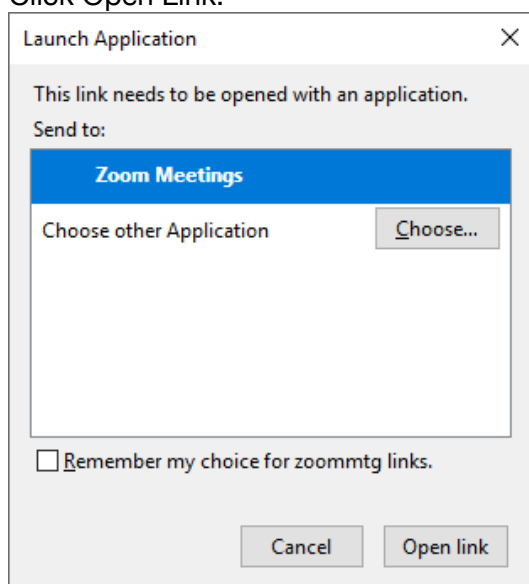
Meeting ID or Personal Link Name

Your meeting ID is a 9, 10, or 11-digit number

Join


[Join a meeting from an H.323/SIP room system](#)

4. Click **Join**.
  - If this is your first time joining from Firefox, you may be asked to open Zoom or the Zoom installer package.
  - To skip this step in the future, check **Remember my choice for zoommtg links**.
  - Click Open Link.

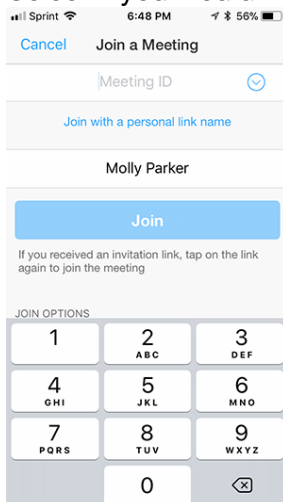


# iPhone or iPad

1. Open the Zoom mobile app. If you have not downloaded the Zoom mobile app yet, you can download it from the App Store.
2. Join a meeting using one of these methods:
  - Tap **Join a Meeting** if you want to join without signing in.



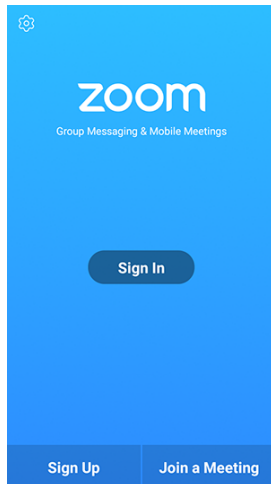
3. Enter the **meeting ID** number and your display name.
  1. Enter Meeting ID: **933 7026 8326** Meeting Password: **171990**
    - If you're signed in, change your name if you don't want your **default name** to appear.
    - If you're not signed in, enter a display name
4. Select if you would like to connect audio and/or video and select **Join**.



# Android

1. Open the Zoom mobile app. If you have not downloaded the Zoom mobile app yet, you can download it from the Google Play Store.
2. Join a meeting using this method:

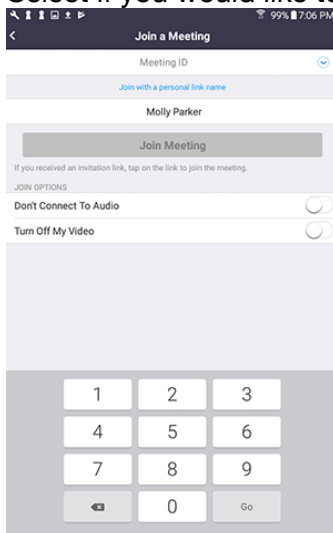
1. Tap **Join a Meeting** if you want to join without signing in.



5. Enter the **meeting ID** number and your display name.

- Enter Meeting ID: **933 7026 8326** Meeting Password: **171990**
- If you're signed in, change your name if you don't want your **default name** to appear.
- If you're not signed in, enter a display name

4. Select if you would like to connect audio and/or video and tap **Join Meeting**.



# **Zoom Support Page**

<https://support.zoom.us/hc/en-us/articles/201362193-Joining-a-Meeting>